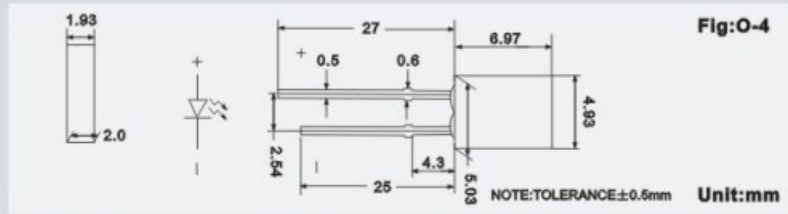


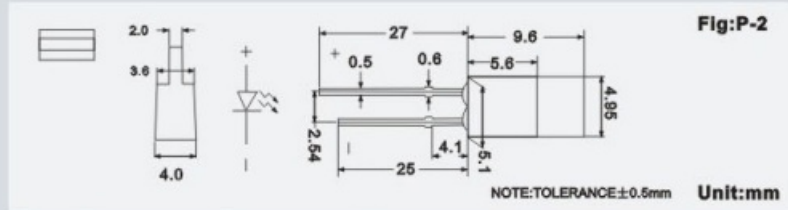
Part Number	Chip		Lens Color	V <sub>F</sub> I <sub>F</sub> =20mA			Reverse Current TYP.	Peak Forward Current MAX.	Power Dissipation TYP.	I <sub>v</sub> (mcd) I <sub>F</sub> =20mA			View Angle
	Emitted Color	λ P (nm)		MIX	TYP	MAX				MIX	TYP	MAX	

## 2x5 FLANGELESS LED LAMP



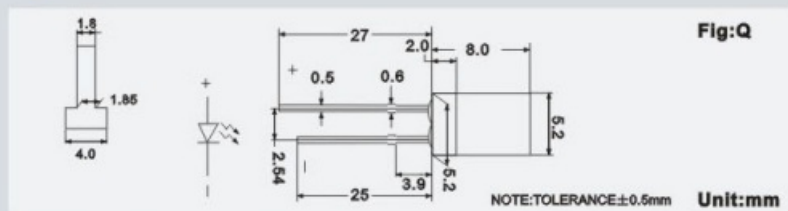
2O5R4PD	RED	680	D.	2.0	2.2	2.5	10uA	200mA	100mW	4	8	12	130
2O5Y4HD	YELLOW	590	D.	2.0	2.1	2.5	10uA	200mA	100mW	12	18	25	130
2O5Y4HD	YELLOW GREEN	570	D.	2.0	2.2	2.5	10uA	200mA	100mW	15	20	30	130
2O5R4HD	RED	640	D.	1.9	2.0	2.3	10uA	200mA	100mW	15	20	---	130
2O5O4HD	ORANGE	600	D.	2.0	2.2	2.5	10uA	200mA	100mW	16	20	---	130
2O5W4HD	WHITE	---	D.	2.8	3.2	3.6	10uA	200mA	100mW	15	25	---	130
2O5B4HD	BLUE	470	D.	2.8	3.2	3.6	10uA	200mA	100mW	15	25	---	130

## 2x5 LED LAMP



2P5R4PD	RED	680	D.	2.0	2.2	2.5	10uA	200mA	100mW	4	8	12	130
2P5Y4HD	YELLOW	590	D.	2.0	2.1	2.5	10uA	200mA	100mW	12	18	25	130
2P5Y4HD	YELLOW GREEN	570	D.	2.0	2.2	2.5	10uA	200mA	100mW	15	20	30	130
2P5R4HD	RED	640	D.	1.9	2.0	2.3	10uA	200mA	100mW	15	20	---	130
2P5O4HD	ORANGE	600	D.	2.0	2.2	2.5	10uA	200mA	100mW	16	20	---	130
2P5W4HD	WHITE	---	D.	2.8	3.2	3.6	10uA	200mA	100mW	15	25	---	130
2P5B4HD	BLUE	470	D.	2.8	3.2	3.6	10uA	200mA	100mW	15	25	---	130

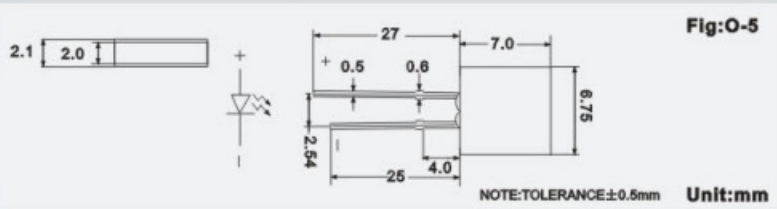
## 1.8x5.2 LED LAMP



2Q5R4PD	RED	680	D.	2.0	2.2	2.5	10uA	200mA	100mW	4	8	12	130
2Q5Y4HD	YELLOW	590	D.	2.0	2.1	2.5	10uA	200mA	100mW	12	18	25	130
2Q5Y4HD	YELLOW GREEN	570	D.	2.0	2.2	2.5	10uA	200mA	100mW	15	20	30	130
2Q5R4HD	RED	640	D.	1.9	2.0	2.3	10uA	200mA	100mW	15	20	---	130
2Q5O4HD	ORANGE	600	D.	2.0	2.2	2.5	10uA	200mA	100mW	16	20	---	130
2Q5W4HD	WHITE	---	D.	2.8	3.2	3.6	10uA	200mA	100mW	15	25	---	130
2Q5B4HD	BLUE	470	D.	2.8	3.2	3.6	10uA	200mA	100mW	15	25	---	130

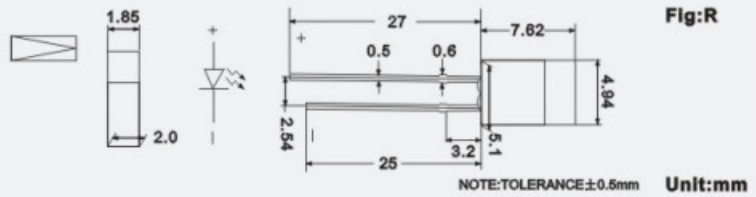
Part Number	Chip		Lens Color	V <sub>F</sub> I <sub>F</sub> =20mA			Reverse Current TYP.	Peak Forward Current MAX.	Power Dissipation TYP.	I <sub>v</sub> (mcd) I <sub>F</sub> =20mA			View Angle
	Emitted Color	λ P (nm)		MIX	TYP	MAX				MIX	TYP	MAX	

## 2x6.75 LED LAMP



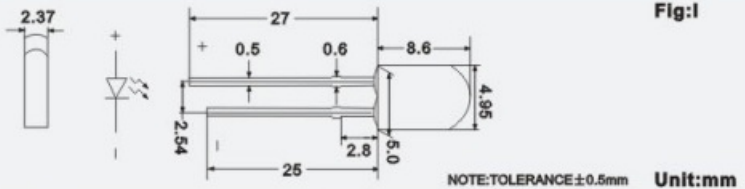
2O7R4PD	RED	680	D.	2.0	2.2	2.5	10uA	200mA	100mW	4	8	12	130
2O7Y4HD	YELLOW	590	D.	2.0	2.1	2.5	10uA	200mA	100mW	12	18	25	130
2O7YG4HD	YELLOW GREEN	570	D.	2.0	2.2	2.5	10uA	200mA	100mW	15	20	30	130
2O7R4HD	RED	640	D.	1.9	2.0	2.3	10uA	200mA	100mW	15	20	---	130
2O7O4HD	ORANGE	600	D.	2.0	2.2	2.5	10uA	200mA	100mW	16	20	---	130
2O7W4HD	WHITE	---	D.	2.8	3.2	3.6	10uA	200mA	100mW	15	25	---	130
2O7B4HD	BLUE	470	D.	2.8	3.2	3.6	10uA	200mA	100mW	15	25	---	130

## 1.85x4.94 LED LAMP



2R5R4PD	RED	680	D.	2.0	2.2	2.5	10uA	200mA	100mW	4	8	12	130
2R5Y4HD	YELLOW	590	D.	2.0	2.1	2.5	10uA	200mA	100mW	12	18	25	130
2R5YG4HD	YELLOW GREEN	570	D.	2.0	2.2	2.5	10uA	200mA	100mW	15	20	30	130
2R5R4HD	RED	640	D.	1.9	2.0	2.3	10uA	200mA	100mW	15	20	---	130
2R5O4HD	ORANGE	600	D.	2.0	2.2	2.5	10uA	200mA	100mW	16	20	---	130
2R5W4HD	WHITE	---	D.	2.8	3.2	3.6	10uA	200mA	100mW	15	25	---	130
2R5B4HD	BLUE	470	D.	2.8	3.2	3.6	10uA	200mA	100mW	15	25	---	130

## 2.37x4.95 TOMBSTONE LED LAMP

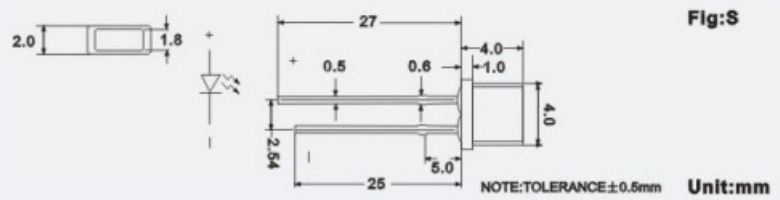


2I5R4SC	RED	640	W.C.	1.8	2.2	2.5	10uA	200mA	100mW	400	600	1000	60
2I5Y4SC	YELLOW	590	W.C.	1.8	2.1	2.5	10uA	200mA	100mW	400	600	1000	60
2I5PG4SC	GREEN	525	W.C.	3.0	3.2	3.6	10uA	200mA	100mW	1200	1500	2000	60
2I5O4SC	ORANGE	600	W.C.	1.8	2.2	2.5	10uA	200mA	100mW	500	700	1200	45
2I5W4SC	WHITE	---	W.C.	3.0	3.2	3.6	10uA	200mA	100mW	1000	1300	1800	45
2I5B4SC	BLUE	470	W.C.	3.0	3.2	3.6	10uA	200mA	100mW	1000	1300	1800	45



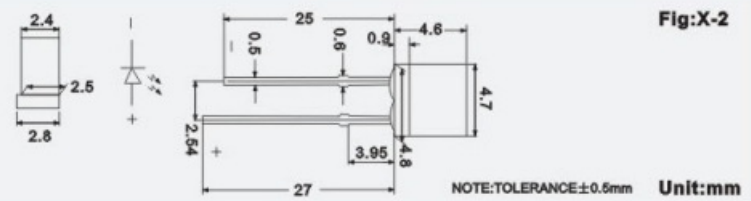
Part Number	Chip		Lens Color	V <sub>F</sub> I <sub>F</sub> =20mA			Reverse Current TYP.	Peak Forward Current MAX.	Power Dissipation TYP.	I <sub>v</sub> (mcd) I <sub>F</sub> =20mA			View Angle
	Emitted Color	λ P (nm)		MIX	TYP	MAX				MIX	TYP	MAX	

## 1.8x4 LED LAMP



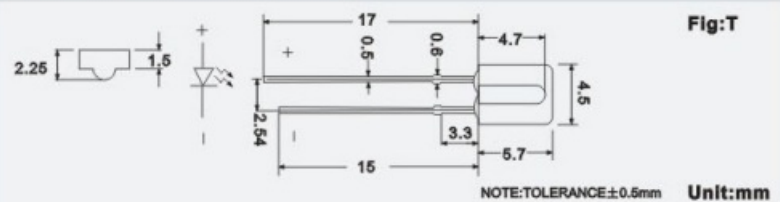
2S5R4SC	RED	640	W.C.	1.7	2.0	2.3	10uA	200mA	100mW	---	300	---	120
2S5Y4SC	YELLOW	590	W.C.	2.0	2.3	2.5	10uA	200mA	100mW	90	---	---	120
2S5PG4SC	GREEN	525	W.C.	2.8	3.2	3.6	10uA	200mA	100mW	90	---	---	120
2S5O4SC	ORANGE	600	W.C.	2.0	2.1	3.5	10uA	200mA	100mW	70	100	---	120
2S5W4SC	WHITE	---	W.C.	2.8	3.2	3.6	10uA	200mA	100mW	70	100	---	120
2S5B4SC	BLUE	470	W.C.	2.8	3.2	3.6	10uA	200mA	100mW	30	40	70	120

## 2.4x4.7 SIDE LOOK LED LAMP



2.4X4.7R4HC	RED	640	W.C.	1.8	2.1	2.3	10uA	200mA	100mW	60.0	80.0	---	80
2.4X4.7Y4HC	YELLOW	590	W.C.	2.0	2.2	2.5	10uA	200mA	100mW	20.0	40.0	---	100
2.4X4.7YG4HC	YELLOW GREEN	570	W.C.	2.0	2.2	2.5	10uA	200mA	100mW	20.0	---	---	100
2.4X4.7PG4HC	GREEN	525	W.C.	2.8	3.2	3.6	10uA	200mA	100mW	50.0	60.0	---	80
2.4X4.7O4HC	ORANGE	600	W.C.	1.8	2.1	2.3	10uA	200mA	100mW	25.0	35.0	---	100
2.4X4.7W4HC	WHITE	---	W.C.	2.8	3.2	3.6	10uA	200mA	100mW	40.0	150	---	100
2.4X4.7B4HC	BLUE	470	W.C.	2.8	3.2	3.6	10uA	200mA	100mW	30.0	---	---	100

## 1.5x4.5 SIDE LOOK LED LAMP



1.5T4.5R4HC	RED	640	W.C.	1.8	2.1	2.3	10uA	200mA	100mW	---	60	---	120
1.5T4.5Y4HC	YELLOW	590	W.C.	2.0	2.2	2.5	10uA	200mA	100mW	---	100	---	120
1.5T4.5YG4HC	YELLOW GREEN	570	W.C.	2.0	2.2	2.5	10uA	200mA	100mW	---	30	---	120
1.5T4.5PG4HC	GREEN	525	W.C.	2.8	3.2	3.6	10uA	200mA	100mW	280	---	---	120
1.5T4.5O4HC	ORANGE	600	W.C.	1.8	2.1	2.3	10uA	200mA	100mW	---	30	---	120
1.5T4.5W4HC	WHITE	---	W.C.	2.8	3.2	3.6	10uA	200mA	100mW	---	250	---	120
1.5T4.5B4HC	BLUE	470	W.C.	2.8	3.2	3.6	10uA	200mA	100mW	---	110	---	120