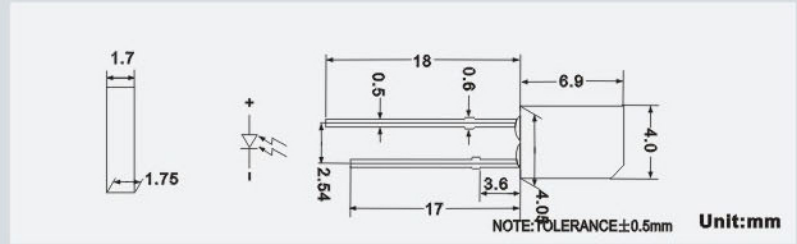


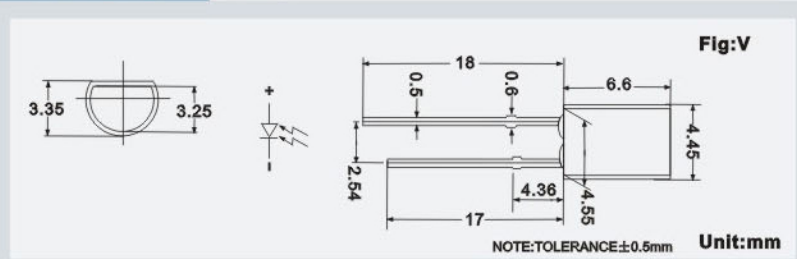
Part Number	Lens Color	Reverse Break Down Voltage	Reverse Dark Current	Light Current	Rise Time 10% to 90%	Fall time 90% to 10%	Power Dissipation	Total Capacitance	Open-Circuit Voltage	Short-Circuit Current	Wavelength of Peak Sensitivity	Rang of Spectral Bandwidth
		IR=100 $\mu$ A Ee=0m <sup>2</sup> W/cm <sup>2</sup>	VR=10V Ee=0m <sup>2</sup> W/cm <sup>2</sup>	VR=5V Ee=5m <sup>2</sup> W/cm <sup>2</sup>	VR=5V RL=1000 hms	VR=5V RL=1000 hms		Ee=0m <sup>2</sup> W/cm <sup>2</sup> f=1MHZ VR=3V	Ee=5m <sup>2</sup> W/cm <sup>2</sup>	Ee=5m <sup>2</sup> W/cm <sup>2</sup>		
		Min	MaX	TYP	TYP	TYP	TYP	TYP				

## 2.75x5.25 SEMI-LENS PHOTO DIODE



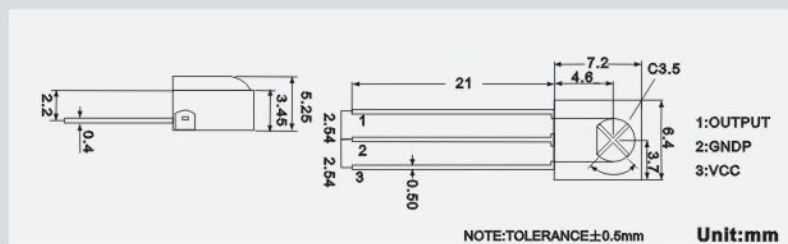
PD125B	Black	30 V	70 $\mu$ A	10 $\mu$ S	10 $\mu$ S	100mW	25pF	0.35V	70 $\mu$ A	940nm	400-1200 mm
--------	-------	------	------------	------------	------------	-------	------	-------	------------	-------	-------------

## SEMI-LENS PHOTO DIODE



PD425B	Black	30V	70 $\mu$ A	10 $\mu$ S	10 $\mu$ S	100mW	25pF	0.35V	70 $\mu$ A	940nm	400-1200 mm
--------	-------	-----	------------	------------	------------	-------	------	-------	------------	-------	-------------

## INFRARED REMOTE CONTROL RECEIVER MODULE



Part Nmbcr	Carrier Frequency (kHz)	Supply Voltage Typ.(v)	Supply Current Min.(mA)	Transmission Distance Min. (M)	Peak Wave length ( $\lambda$ P)
IRM3811	38	3~5	3	12	940nm