

Part Number	Chip		Lens Color	V _F I _F =20mA			Reverse Current TYP.	Peak Forward Current MAX.	Power Dissipation TYP.	I _v (mcd) I _F =20mA			View Angle
	Emitted Color	λ P (nm)		MIX	TYP	MAX				MIX	TYP	MAX	

Φ4.8 LED LAMP



Fig:W

NOTE:TOLERANCE±0.5mm

Unit:mm

5WR4SC	● RED	640	W.C	1.7	1.8	2.1	10uA	200mA	100mW	-----	500	-----	160
5WG4SC	● GREEN	525	W.C	2.8	3.2	3.6	10uA	200mA	100mW	-----	2000	-----	160
5WW4SC	● WHITE	-----	W.C	2.8	3.2	3.6	10uA	200mA	100mW	-----	1150	-----	160
5WB4SC	● BLUE	470	W.C	2.8	3.2	3.6	10uA	200mA	100mW	-----	2000	-----	160
5WR4UC	● RED	625	W.C	1.7	1.8	2.1	10uA	200mA	100mW	-----	2000	-----	160
5WG4UC	● GREEN	525	W.C	2.8	3.2	3.6	10uA	200mA	100mW	-----	3000	-----	160
5WY4SC	● YELLOW	590	W.C	2.0	2.1	2.5	10uA	200mA	100mW	-----	800	-----	160

Φ4.8 LED LAMP

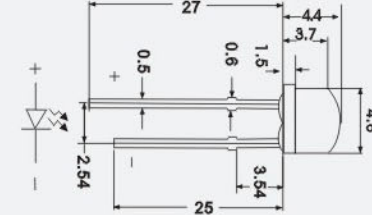


Fig:F

NOTE:TOLERANCE±0.5mm

Unit:mm

5FR4SC	● RED	640	W.C	1.7	1.8	2.1	10uA	200mA	100mW	-----	600	-----	120
5FG4SC	● GREEN	525	W.C	2.8	3.2	3.6	10uA	200mA	100mW	-----	2100	-----	120
5FW4SC	● WHITE	-----	W.C	2.8	3.2	3.6	10uA	200mA	100mW	-----	1250	-----	120
5FB4SC	● BLUE	470	W.C	2.8	3.2	3.6	10uA	200mA	100mW	-----	2100	-----	120
5FY4SC	● YELLOW	590	W.C	2.0	2.1	2.5	10uA	200mA	100mW	-----	1000	-----	120

Φ2 LED LAMP

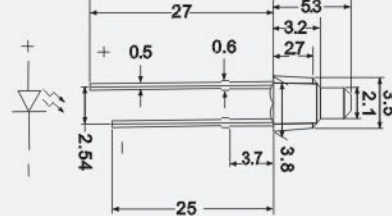



Fig:M

NOTE:TOLERANCE±0.5mm

Unit:mm